


COMPOSTABLE MATERIALS TA'N GOQWE'L GISSUGUL'GA'TMGL

Food Waste • Mijipjeweiei 'mjegei



With filters and bags

With bones

With shells

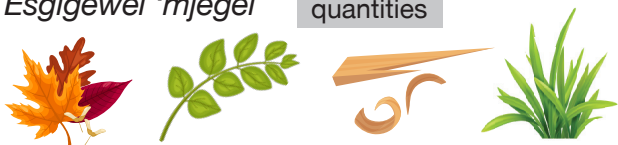
Paper Products Wi'gatigneigtug wejitas'g

Unwaxed, soiled



Green Waste Esgigewei 'mjegei

In small quantities



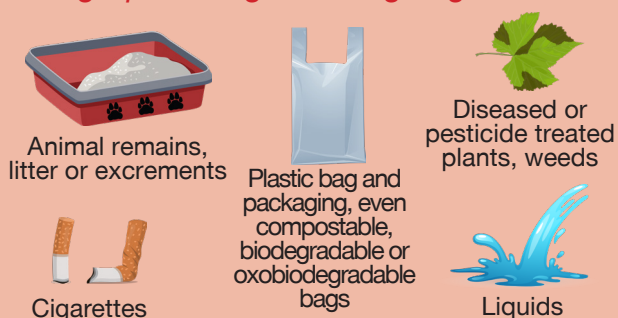
Others • Aq elt goqwe'l igtigl



Small carcasses

Hair

Refused materials Ta'n goqwei mu gisie'was'gtnug



Animal remains, litter or excrements

Plastic bag and packaging, even compostable, biodegradable or oxobiodegradable bags

Diseased or pesticide treated plants, weeds

Cigarettes

Liquids

RECYCLABLE MATERIALS GOQWE'L GISPILTU'E'WM'GL

Paper and cardboard Wi'gatigneiei



Metal Gasawo'q



Plastic Nunme'sgw



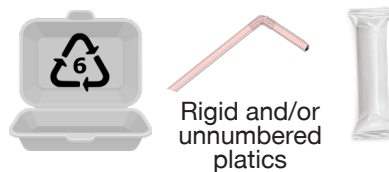
Glass Wasiantejg/Pegte'w



REMINDER: Beer and soft drink containers made of aluminum, plastic or glass can be refundable.

GARBAGE WENJI'GUOMEI 'MJEGEI

Plastic • Nunme'sgw



Rigid and/or unnumbered plastics

Paper and cardboard Wi'gatigneiei

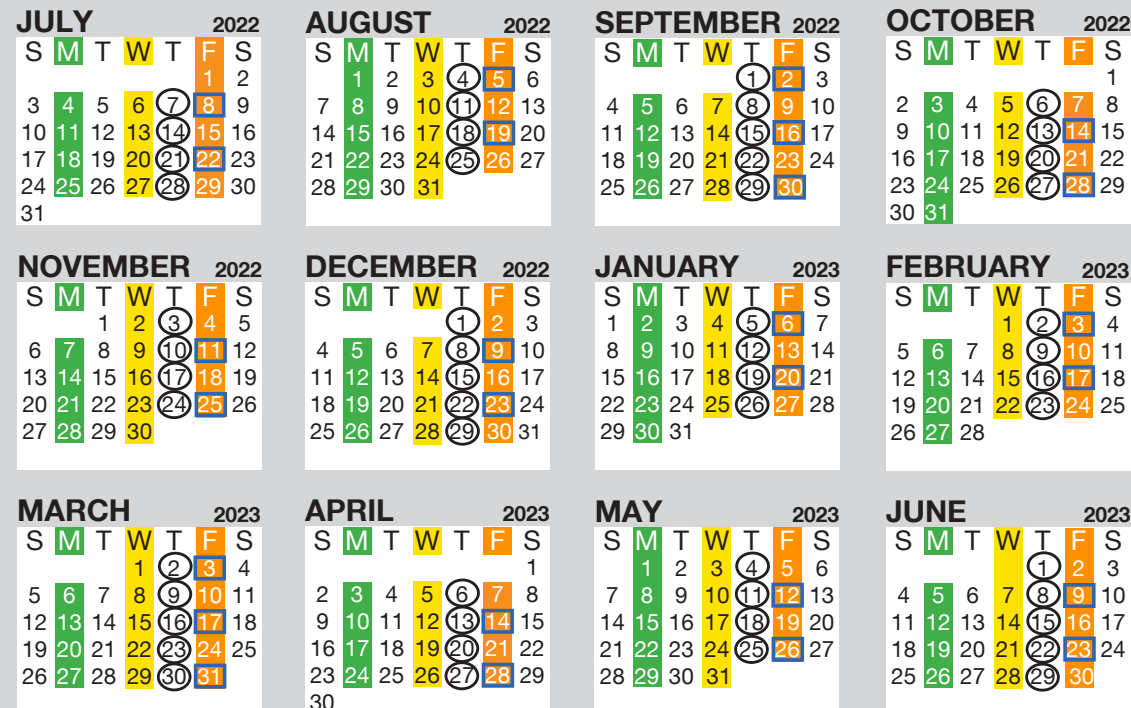


Waxed, metallic, carbon or plasticated paper and cardboard

Others Aq elt goqwe'l igtigl



2022-2023 COLLECTION CALENDAR



- RECYCLING (FOR ALL COMMUNITY MEMBERS)
- GARBAGE (FOR ALL COMMUNITY MEMBERS)
- COMPOST : GREEN - MONDAY
- COMPOST : YELLOW - WEDNESDAY
- COMPOST : ORANGE - FRIDAY



For more information, contact Listuguj Environment at environment@listuguj.ca

COMPOSTING COLLECTION • TA'N SUGL'GA'S'G ETLMAWO'TM'G



WHAT IS COMPOSTING? GOQWEI NA SUGULUGA'TEGEMG?

Organic matter such as food waste and garden waste, are transformed into rich and fertile soil (compost) by soil microorganisms.

BENEFITS TA'N GOQWEI WEJIULA'S'G

- ✓ Produce garden fertilizer (compost)
- ✓ Reduce the amount of waste sent to the landfill
- ✓ Decrease waste management costs
- ✓ Reduce greenhouse gases (CO₂, methane)

DID YOU KNOW THAT: TA'N GOQWEI WEJIULA'S'G:

Compostable materials represent 31% of garbage content in Listuguj.

31% →



HOW TO COMPOST TA'N TELSUGULUGA'TEGEMG

Step 1 | Sorting Organic Waste

3 questions to identify compostable materials:

- Is it food waste?
- Is it paper or cardboard?
- Is it garden waste?



The compost produced at Public Works is directly composed of what was put in your collection bin. So, the better it is sorted, the better the quality of the compost!

Step 2 | Collecting Organic Matter in the Kitchen

- Keep a small bin in your kitchen.
- Place a paper bag or layers of newspaper inside the kitchen bin to absorb liquids.
- Regularly empty the kitchen bin into the collection bin.
- Keep the collection bin outside in a shaded area.



Step 3 | Collecting the Organic Matter

Put your collection bin at the curb, once a week on the day of compost collection, even when it's not completely full.



Step 4 | Producing Compost

The organic waste will be brought by Public Works to the composting site where it will be transformed into natural fertilizer (compost). After several weeks, this compost will be used as fertilizer for gardens, flowers and trees!



BASIC TIPS TA'N GISTLA'TEGETES



Fruit flies or worms:

- Wrap food leftovers in newspaper
- Spray worms with salt or vinegar



Animals:

- Always keep your collection bin firmly closed



Odours:

- Cover wet food waste with layered dry materials (newspaper, tissue, paper towels)
- Frequently empty your kitchen bin into the collection bin
- Sprinkle baking soda at the bottom of the bins
- Regularly wash your kitchen bin and collection bin



Winter:

- Place newspaper or cardboard at the bottom of your collection bin to prevent the organic matter from freezing to the bottom
- Avoid liquids