



CERTIFICATE OF RESULTS FOR THE RATIFICATION VOTE

I. BALLOT RECONCILIATION AND VOTING RESULTS				
1	Total number of ballots printed and initialed by Chief Ratification Officer, including those destroyed for any reason	1946		
2	Total number of ballots destroyed prior to circulation	0		
3	Total number of ballots in circulation	1946		
4	Total number of Mail-in Ballots placed in circulation but unaccounted for, calculated in accordance with Section 70 of the Ratification Protocol.	405		
5	Total number of spoiled ballots (e.g., because ballot was replaced due to voter error, because Mail-in Ballot was returned in order to vote in person, etc)	3		
6	Total number of ballots cast ("Yes", "No" and "Rejected/invalid" ballots)			
	a) "Yes"	1144		
	b) "No"	365		
	c) "Rejected /Invalid"			
	(i) at Mail-in Ballot verification stage (e.g.: received late; Voter Declaration incomplete/not signed; voter's name not on Eligible Voters list; voter voted in person)	25		
(ii) at ballot box counting stage (e.g.: unclear voter choice; voter can be identified; ballot blank; etc.)	4			
Total "Rejected/invalid" ballots (Total of [c(i)] and c(ii))	29	29		
7	TOTAL BALLOTS CAST [total of 6 (a), (b) and (c)]	1538	1538	
8	Total number of used ballots (spoiled + "Yes" + "No" + "Rejected/Invalid")	1541		
9	Total number of unused ballots (arrived at by counting them; not by deduction)	1054		
10	Are all ballots accounted for (circle one)? (line 4 + line 6 + line 8 + line 9 should be = to line 3) (If not, explain on extra pages to be attached. The report should attempt to ascertain if the missing ballots were "used" or "unused".)	<input checked="" type="radio"/> YES <input type="radio"/> NO		
II. THRESHOLD REQUIREMENTS				
11	Total number of Eligible Voters	3056		
12	Were there more "yes" votes than "no" votes (circle one)? Write in the total percentage of "yes" votes compared to the "Total Ballots Cast" (line 7) [i.e., including "Rejected/invalid" ballots, but excluding both spoiled ballots (line 5) and Mail-in Ballots in circulation but not accounted for (line 4)]	<input checked="" type="radio"/> YES <input type="radio"/> NO	74.38%	
	13	Does the number of "yes" votes represent at least twenty-five percent (25%) plus one (+1) of <u>all</u> Eligible Voters (circle one)? Write in the achieved percentage of "yes" votes among <u>all</u> Eligible Voters	<input checked="" type="radio"/> YES <input type="radio"/> NO	37%
III. BALLOT BOX ACCOUNTING				
14	How many ballot boxes were available ?	6		
15	How many ballot boxes were used ?	6		
16	How many ballot boxes were unused?	0		
17	Are all ballot boxes accounted for (circle one)? (Line 15 + Line 16 should = Line 14) (if any ballot boxes are unaccounted for, explain on extra pages to be attached, attempting to ascertain if any of the missing ballot boxes were among the ballot boxes used to receive ballots.)	<input checked="" type="radio"/> YES <input type="radio"/> NO		



 Chief Ratification Officer



 Deputy Ratification Officer

2014-12-15


 Date

2014-12-15

 Date

CERTIFICATE OF RESULTS FOR THE RATIFICATION VOTE


I. BALLOT RECONCILIATION AND VOTING RESULTS		
1	Total number of ballots printed and initialed by Chief Ratification Officer, including those destroyed for any reason	1946
2	Total number of ballots destroyed prior to circulation	0
3	Total number of ballots in circulation	1946
4	Total number of Mail-in Ballots placed in circulation but unaccounted for, calculated in accordance with Section 70 of the Ratification Protocol.	405
5	Total number of spoiled ballots (e.g., because ballot was replaced due to voter error, because Mail-in Ballot was returned in order to vote in person, etc)	3
6	Total number of ballots cast ("Option A , B , C "Rejected/invalid" ballots)	1538
	a) Option A	1277
	b) Option B	139
	c) Option C	29
	(i) at Mail-in Ballot verification stage (e.g.: received late; Voter Declaration incomplete/not signed; voter's name not on Eligible Voters list; voter voted in person)	25
	(ii) at ballot box counting stage (e.g.: unclear voter choice; voter can be identified; ballot blank; etc.)	68
	Total "Rejected/invalid" ballots (Total of [c(i)] and c(ii))	93
7	TOTAL BALLOTS CAST [total of 6 (a), (b) and (c)]	1538
8	Total number of used ballots (spoiled + "Yes" + "No" + "Rejected/invalid")	1541
9	Total number of unused ballots (arrived at by counting them; not by deduction)	1054
10	Are all ballots accounted for (circle one)? (line 4 + line 6 + line 8 + line 9 should be = to line 3) (If not, explain on extra pages to be attached. The report should attempt to ascertain if the missing ballots were "used" or "unused".)	<input checked="" type="radio"/> YES <input type="radio"/> NO
II. THRESHOLD REQUIREMENTS		
11	Total number of Eligible Voters	3056
12	Were there more "yes" votes than "no" votes (circle one)? Write in the total percentage of "yes" votes compared to the "Total Ballots Cast" (line 7) [i.e., including "Rejected/invalid" ballots, but excluding both spoiled ballots (line 5) and Mail-in Ballots in circulation but not accounted for (line 4)]	N/A
13	Does the number of "yes" votes represent at least twenty-five percent (25%) plus one (+1) of <u>all</u> Eligible Voters (circle one)? Write in the achieved percentage of "yes" votes among <u>all</u> Eligible Voters	N/A
III. BALLOT BOX ACCOUNTING		
14	How many ballot boxes were available ?	6
15	How many ballot boxes were used ?	6
16	How many ballot boxes were unused ?	0
17	Are all ballot boxes accounted for (circle one)? (Line 15 + Line 16 should = Line 14) (if any ballot boxes are unaccounted for, explain on extra pages to be attached, attempting to ascertain if any of the missing ballot boxes were among the ballot boxes used to receive ballots.)	<input checked="" type="radio"/> YES <input type="radio"/> NO



 Chief Ratification Officer

2014-12-15

 Date



 Deputy Ratification Officer

2014-12-15

 Date